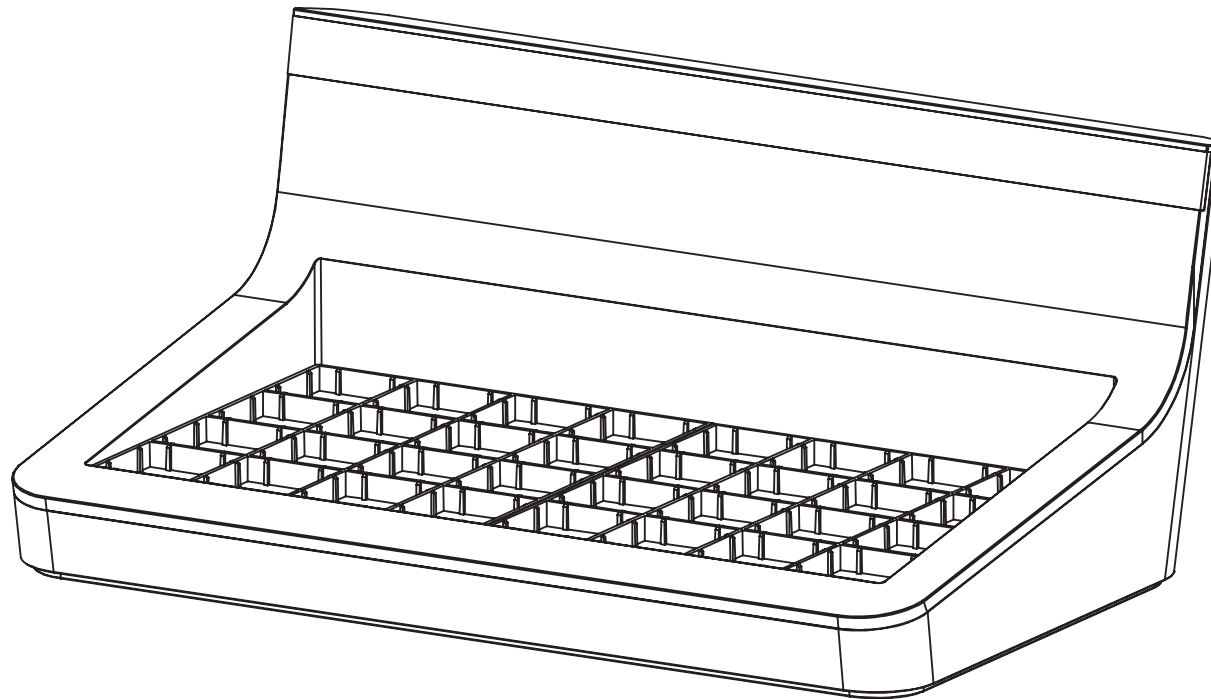


**Please contact your local  
Titleist Representative before  
discarding this display.**



INSTALLATION GUIDE | 10.2022

**UC100644 Titleist S counter display 6 Dozen**


# Installation Instructions




Open the packaging and take out the display.



Load sleeves into the tray if needed.



Each tray has 2 different design for sleeve and dozen.



Flip the tray to another side to load dozens if needed.

## Installation Instructions

5



Place the tray as below to load dozens.

6



Load dozens into the tray if needed.

7

**IMPORTANT**-Once the installation is complete please scan the QR code below or on the display to register this display

